

# Epilepsy Pipeline Conference Mobile App Guide

The **Epilepsy Pipeline Conference Mobile App** is an easy and convenient way to navigate the annual conference on your Apple (iOS) and Android smartphones and tablets. It contains all of the event information that you'll need to make the most out of your experience.

We encourage you to download and install the app prior to arriving at the conference.



**1. Download the native app** from the App Store (iTunes) or Google Play store. Search “**Epilepsy FDN**” then download and install.



Optional: Use a QR Reader to scan a QR code below



iOS



Android



html5 Web


For an **HTML5 web version** (to use on a laptop, Windows phone, or Blackberry), direct your browser to: <https://www.confpal.com/m/epilepsyfdn/>

## 2. Log In

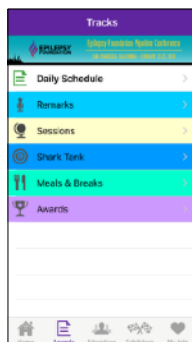
Username: Your **email address**  
 Password (if prompted): **efa**

## 3. Key Features

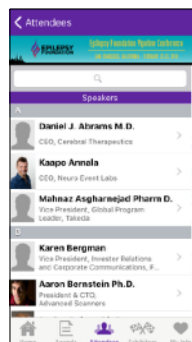
- View **Schedule** (select “Agenda” from the home screen or click on the “Agenda” tab on the bottom menu bar)
- On the **Tracks** screen, select specific categories and go directly to those sessions
- View **Attendees** and **Speakers** (select the “Attendees” tab on the bottom menu)
- Get info on the **Shark Tank Finalists** (via Agenda) and **vote during the competition** (link from Home menu)
- Review your **Notes** and **Documents/Slides** (select the “My Info” tab on the bottom menu bar)
- Tap “Settings” on the home page to edit/update your profile and upload a photo




Agenda



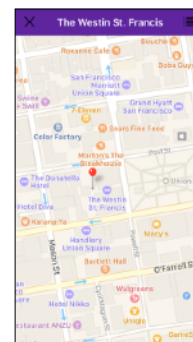
Tracks



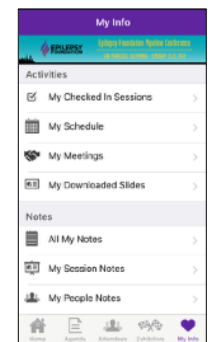
Attendees & Speakers



Shark Tank Voting



Maps



Notes & Slides



App questions?  
 Ask the event staff  
 or email: [help@agendapop.com](mailto:help@agendapop.com)

**AGENDAPOP**  
**AgendaPop.com**  
 (703) 793-4955