

My Notes

Sep 1st 2009:

tested my diary

Sep 2nd 2009:

I found a photo of my doctor online.

Sep 14th 2009:

An exciting day today. I made some new friends in the chatroom. Am excited about my next appointment with my neurologist and being able to take along some diary information.

Sep 17th 2009:

Stayed up way too late considering I can't sleep in tomorrow.

Figure 75. Example of the My Notes report ready to print.

Downloads & Extras

Extensions

This section of the diary is for special add-ons that we hope will make using the diary easier and more convenient. As new items become available they will be posted here.


What is an extension?

A browser extension is an add-on that places an icon directly into your browser to allow you one-click access to a webpage or application. Adding the extension for your browser will let you click on it and go directly to the diary login page without having to log into the website. If you have checked the Remember me and Save my password boxes on the login page, clicking on this icon will take you directly into your diary so that you can start entering information or looking at it immediately.

How do I install an extension in my browser?

For Internet Explorer:

1. Go to Downloads & Extras
2. Click on the Download button for Internet Explorer
3. Save the file (MyEpilepsyDiary_SetUp.exe) to someplace on your computer where you can find it again.
4. Go to that location and double-click on the MyEpilepsyDiary_SetUp.exe file. It will install the icon onto your browser.

If you do not see the diary icon  in your browser, look for the little house or home icon. Place your cursor over the vertical line to the left of that and drag it to the left making more room for any hidden icons to appear there on your browser. (See Figure 76.)

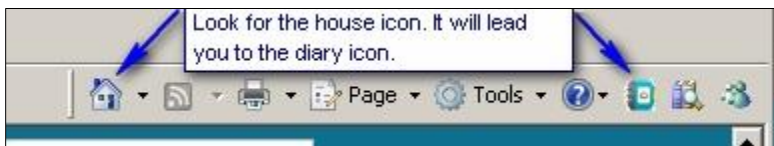


Figure 76. Looking for the Home (house) icon to find the My Epilepsy Diary one-click icon.

For Firefox:

1. Go to **Downloads & Extras**
2. Click on the **Download** button for Firefox
3. Save the file (MyEpilepsyDiary.xpi) to someplace on your computer where you can find it again.
4. In Firefox, select **File > Open File** and look for the file that you saved.

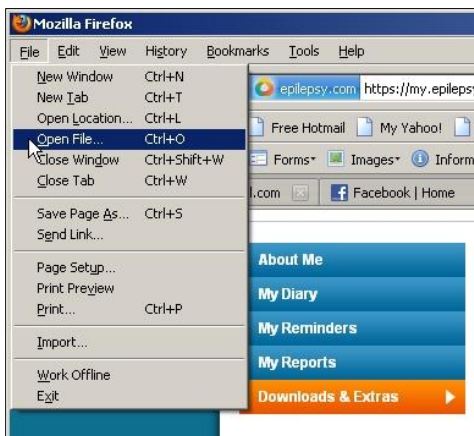



Figure 77. Opening the extension in Firefox.

5. A Firefox software installation dialog box will open. Select the **MyEpilepsyDiary.xpi** application and click **Install Now**.
6. You will be asked to restart Firefox to complete your changes. Click the **Restart Firefox** button.
7. When Firefox restarts, you will most likely have to click on **View**.
8. Click on **Toolbars**
9. Click on **Customize**
10. Find the diary icon  .

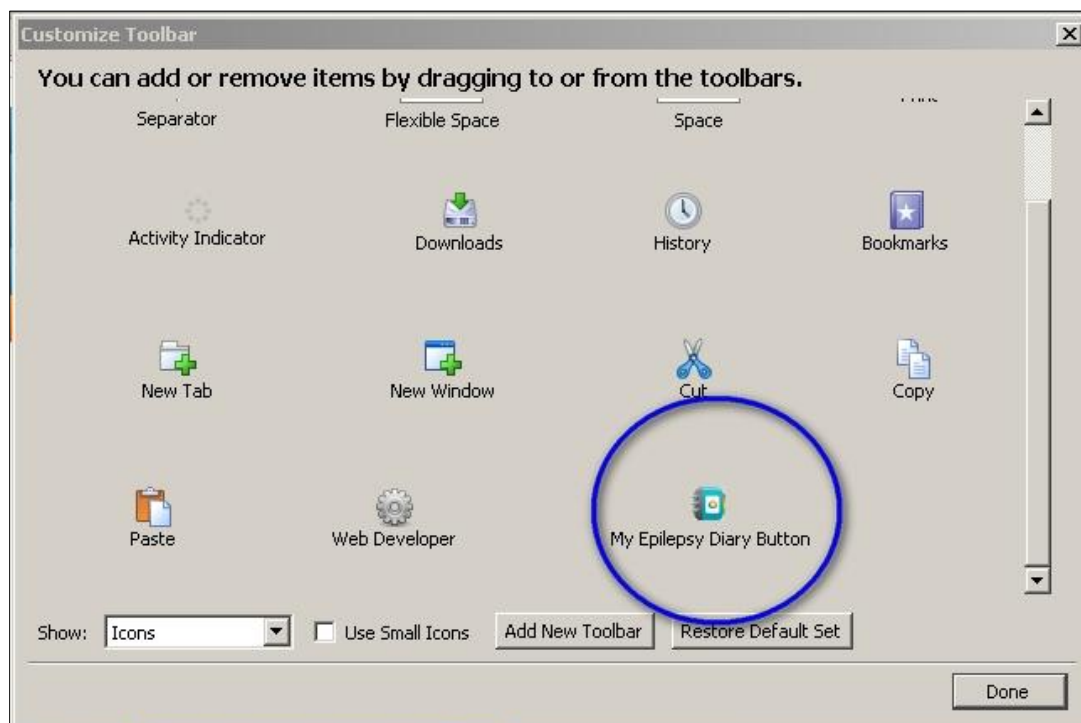


Figure 78. Locate the icon. Click on it and drag it to your toolbar.

11. Click on the icon and drag it to your toolbar.

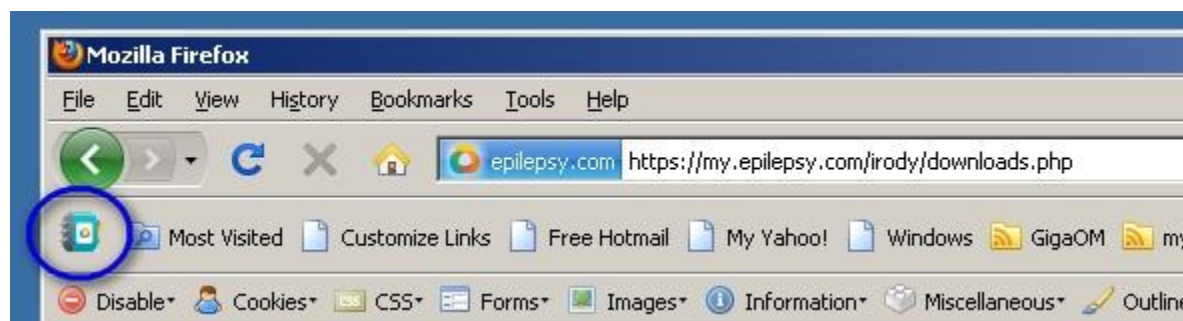


Figure 79. Extension installed.

For Safari – Not available yet.

How do I install the iPhone icon to be able to use My Epilepsy Diary?

1. On your iPhone go to <https://my.epilepsy.com/pda>
2. From your iPhone browser, choose “Add to Home Screen” (the + sign at the bottom of your phone window)

This will install the My Epilepsy Diary icon  to your iPhone desktop.

Can I access my diary using a regular cell phone?

Yes, if you can access the Internet from your cell phone. There is a special web address that will take you to a version of My Epilepsy Diary that is just for entering only seizure information from your cell phone. You will not be able to view all diary information there due to cell phone limitations.

Just go to <https://my.epilepsy.com/m>

IMPORTANT:

1. Depending on your cell phone service plan, you may be charged for data or web access by your cell phone service provider. Many carriers provide unlimited data or web access in their plans, however, it is advisable that you contact your cell phone service provider to verify whether or not your plan includes data access.
2. This mode is not recommended if you are travelling outside the U.S. due to potential roaming charges.

What is the My Epilepsy Diary Application that is coming soon?

This will be a program that you can download and install on your computer that will allow you to make diary entries on your computer when you are not connected to the Internet. Then, when you connect to the Internet it will synchronize with your My Epilepsy Diary.